



District Report Card: 2017


State: Telangana	District: KOMARAM BHEEM
Class: 8	Subject: Science
Schools: 51	Students: 1306


Participation/Coverage


Students

GENDER 	Boys		Girls	
	Number	%	Number	%
	523	40.05	783	59.95

AREA 	Rural		Urban	
	Number	%	Number	%
	1126	86.22	180	13.78

CATEGORY 	SC		ST		OBC		GEN	
	Number	%	Number	%	Number	%	Number	%
	227	17.38	256	19.60	708	54.21	115	8.81

CWSN 	LD	VI	HI	S&LD	ID	Oth
	2	9	5	3	1	37

MANAGEMENT 	Government		Government-aided	
	Number	%	Number	%
	1216	93.11	90	6.89

Average Performance of Students in Science (%)

Overall	Gender		Area		Management		Social Group			
	Male	Female	Rural	Urban	Govt.	Aided	SC	ST	OBC	GEN
35.55	36.01	35.25	36.22	31.41	36.02	29.26	33.57	37.06	35.05	39.25

Performance on Learning Outcomes (LOs)

Learning Outcomes	Description	Average Performance(%)
SCI703	Classifies materials and organisms based on properties/characteristics	35.15
SCI704	Conducts simple investigation to seek answers to queries	20.67
SCI705	Relates processes and phenomenon with causes	41.86
SCI708	Measures and calculates e.g., temperature; pulse rate; speed of moving objects; time period of a simple pendulum, etc	36.29
SCI710	Plots and interprets graphs	32.42
SCI711	Constructs models using materials from surroundings and explains their working	26.79
SCI801	Differentiates materials, organism and processes	32.75
SCI804	Relates processes and phenomenon with causes	41.70
SCI805	Explains processes and phenomenon	33.69
SCI807	Measures angles of incidence and reflection, etc.	31.01
SCI811	Applies learning of scientific concepts in day-to-day life	39.87
SCI813	Makes efforts to protect environment	51.91

Range of Performance of Students who Answered Correctly							
Below 30%		30% - 50%		50% - 75%		Above 75%	
Number	%	Number	%	Number	%	Number	%
593	45.41	450	34.46	220	16.85	43	3.29

Lowest Performing Learning Outcomes (LOs)

1. Conducts simple investigation to seek answers to queries (20.67)
2. Constructs models using materials from surroundings and explains their working (26.79)
3. Measures angles of incidence and reflection, etc. (31.01)
4. Plots and interprets graphs (32.42)
5. Differentiates materials, organism and processes (32.75)